



HOME TEST DEVICE



### Before taking the test, you should:

- Read the instructions carefully
- Ensure that the contents of the pack are at room temperature 18-30°C
- Check that the contents of the package are intact
- Have a watch/clock available



### When can you test your sperm quality?

	1	2	3	4	5	6	7	8

**IMPORTANT:** Collect your sample at **LEAST 2 days**, **BUT** no longer than **7 days** after your last ejaculation.

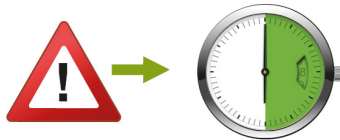
## Collecting your sperm sample

A




Collect your sperm sample in the collecting cup supplied. Make sure that the whole sample is collected. Do not use a condom or lubricant, since this might hurt the sperm cells.

B



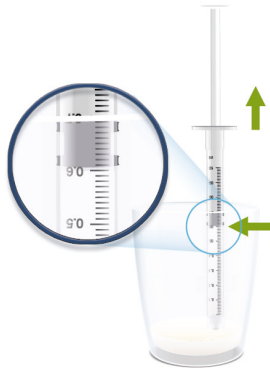
**30 min**

Leave the sample for 30 minutes.

**C**

**It is important that you wait 30 minutes after producing the sample before you perform the next steps. The waiting time is needed for the sperm sample to liquefy.**

Use the transfer syringe to stir the sample 10 times.

**D**

Collect 0.6 ml of the sample using the supplied transfer syringe.

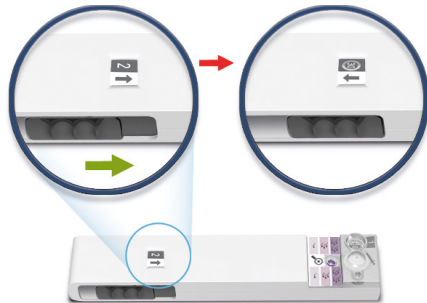
## Perform the test

1



Keep the test device on a **horizontal** surface throughout the test procedure. Add the sample (0.6 ml) slowly to the sample well marked **1** from the transfer syringe.

2



Push the slider all the way forward to activate the device.  
The action window will change to




3



Wait a further 30 min. while keeping the test device on a **horizontal** surface.


4



After 30 min. pull the slider all the way back as marked by the arrows, and the action window changes to .

5



The result can be read in the window marked with . The darker the color the more sperm cells with good motility are present in the semen sample.

The table below shows what the colour intensity indicates.

Colour intensity Male Fertility Status	Concentration of motile sperm (million/ml)	What does the result mean for me?
LOW	< 5	Your motile sperm count is below the level that is normal for fertile men according to the WHO <sup>1</sup> . Men with low motile sperm count have been shown to have a lower chance of making their partner pregnant naturally compared with men with a normal motile sperm count. <sup>2,3</sup> .
NORMAL (MID)	5-20	Your motile sperm count is at or above the level regarded as normal for fertile men according to the WHO <sup>1</sup> . Men with motile sperm count in this range have been shown to have a good chance of making their partner pregnant naturally within 12 months <sup>2,3</sup> .
NORMAL (High)	>20	Your motile sperm count is above the level regarded as normal for fertile men according to the WHO <sup>1</sup> . Men with sperm motility in this range have been shown to have a high chance of making their partner pregnant naturally within 12 months <sup>2,3</sup> .

<sup>1</sup>Cooper et al. Human Reproduction Update, 2010, 16(3): 231-245 | <sup>2</sup>Larsen et al. Human Reproduction, 2000, 15(7): 1562-1567 | <sup>3</sup>Bonde et al. The Lancet, 1998, 352: 1172-1177.  
Not for contraceptive use.

### **How does the test work?**

There are two chambers in the device and only motile sperm can move from one chamber into the other. Once in the second chamber the sperm are stained with a dye which produces the colour in the result window. The more motile sperm in the sample, the stronger the purple colour will be.

There are several factors influencing male fertility. This test is designed to check one of these factors. The test measures the number of swimming (motile) sperm cells per ml semen sample. This is called the concentration of motile sperm cells/ml. The chance of making a woman pregnant naturally increases with the number of motile sperm cells (up to a certain limit).

### **QUESTIONS & ANSWERS**

#### **My result is LOW, what does this mean and what should I do now?**

A LOW result means that the motile sperm count of your sperm sample is lower than that for fertile men. You should see your doctor for further testing and investigation. A LOW result does not necessarily mean that you will be unable to make a woman pregnant naturally. Your doctor will be able to advise you on the next steps.

#### **How is NORMAL/LOW defined?**

The World Health Organization (WHO) describes a normal motile sperm count as being more than 5 million motile sperm cells per ml<sup>1</sup>. This means that in a group of fertile men 95% have a motile sperm count above 5 million/ml<sup>1</sup>

<sup>1</sup>Cooper et al. Human Reproduction Update 2010; 16(3): 231-245



**Performance**

With a sensitivity of 96% and specificity of 91% MotilityCount provides excellent performance for measuring the number of motile sperm per ml.

This means that if the test shows that your sperm have more than 5 million motile cells, it is 96% likely that the test result is correct. If the test shows that your sperm have less than 5 million motile sperm per ml., it is 91% likely that the result is correct.

**Chemical Composition**

MotilityCount contains a chemical for staining the motile sperm consisting of a dye dissolved in a buffered physiological saline solution.

**Interferences**

No substances are known to interfere with the test result.

**Color blindness**

Precaution: Color blindness may impact the ability to read the result correctly.

**My result is NORMAL but my partner is not yet pregnant despite several months of trying, what should we do?**

One in six couples can have difficulties getting pregnant and there are factors other than motile sperm count that may affect male fertility. These factors are not assessed with this test. If you and your partner have been trying to get pregnant for 12 months without success, you should see your doctor for further testing and investigation.

**I am unsure of my result, what should I do?**

If you are unsure of your result, you can contact our helpline at [info@motilitycount.com](mailto:info@motilitycount.com) for advice. You can also redo the test but you should wait at least 48 hours before testing with a new sample.

**My sample didn't become thin and watery within 30 minutes, what should I do?**

Some samples take more than 30 minutes to liquefy (become thin and watery) and you can wait longer for this to happen if you need to. If your sample hasn't liquefied within 3

hours, then it is best not to test using this sample. Discard your sample and rinse out the collection cup with just water and leave to dry. Do not use soap

Remember to wait 48 hours before you collect the next sample. If the next sample gives the same result, then consult your doctor.

**The test didn't seem to work or parts of the test kit were missing or damaged, what should I do?**

If any parts of the test kit is missing or damaged or if the test didn't seem to work, please contact us at [info@motilitycount.com](mailto:info@motilitycount.com)

### **What may affect sperm motility?**

There are a number of factors that can affect your motile sperm count:

- If you have recently (in the last 2-3 months) been unwell particularly if you have had a fever, this may affect your sperm quality. It is best to wait until you are well before retesting your sperm quality.
- If you have been taking anabolic steroids or other medication containing testosterone

### **Your previous medical history such as:**

- Undescended testicles as a baby,
- Varicocele (swollen veins on the testicles),
- Groin surgery such as hernia repair,
- Mumps in adulthood,
- Treatment for cancer.

If you are concerned about any of the factors above, you should consult your doctor who can advise you on the next steps.

### **Is there anything I can do to improve my sperm quality?**

So far there isn't much evidence that anything specific can improve your sperm quality but the following may help:

- Stop taking anabolic steroids (don't stop taking any prescribed medication without consulting your doctor). Male fertility often returns to normal once use of steroids is discontinued.
- Have showers instead of baths - long hot baths may impact sperm quality.
- It is always worth taking care of yourself and factors like eating healthy, regular exercise, quit smoking and reducing alcohol consumption will improve your health.

### **What if I want to retest?**

You can test again with a new kit as long as you wait at least 48 hours after the first test before testing again. If you want to see a possible change in sperm quality after lifestyle changes, you should wait at least 10 weeks (2-3 months) before testing again. It takes 10 weeks for new sperm to be produced so changes to your lifestyle won't show up before then.

## Important

- The test device is disposable and cannot be reused.
- Discard with normal household waste.
- Do not use a device that has expired.
- This device is for home use.
- For in vitro diagnostic use only.



MotilityCount ApS  
Hvidkildevej 48  
DK-2400 København NV  
Denmark.

Distributor:

**LOT**

Batch nummer

**IVD**

*For In vitro diagnostic only*



Expiration  
date



Stored at 2-30 degrees



Do not reuse

**REF**

1002.1



0086

Test accuracy  
Sensitivity 96%  
Specificity 91%